

**Thank you for choosing a NIVELCO instrument.
We are sure that you will be satisfied throughout its use!**

1. APPLICATION

SAT-304 HART MODEM provides interface connection between field devices (slaves) with HART and IBM compatible PC.

Due to the test cable terminating in clips there is no need to disconnect the

2. TECHNICAL DATA

Operating temperature	- 25 °C ... + 55 °C
Enclosure	Polisztirol
Connection to PC	USB 1.1 „B” connector
Cable to PC	USB „A-B” 1.8 m
Connection to HART filed	KLEPS 2
Spiral cable length	0,6 m (1,1 m)
Ingress protection	IP 20
Electrical protection	Class III
Weight	0.1 kg

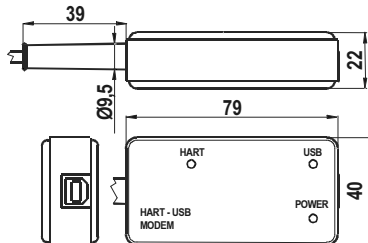
2.1 ACCESSORIES

- User's Manual,
- Warranty
- Declaration of conformity
USB "A-B" cable (1.8 m)

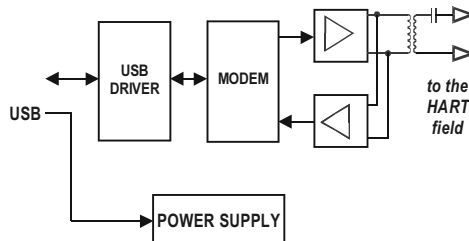
2.2 ORDER CODE

HART MODEM SAT-304

2.3. DIMENSIONS



2.4 BLOCK SCHEME



3. COMMUNICATION

The SAT-304 is fully conform to the HART communication standards (up to HART FSK-5x revision).

To enable communicating through the USB1.1. or USB2.0. port of the PC a driver program (FT232BM) is needed. This driver can be downloaded from the CD ROM containing the EVIEW light program package attached to all Nivelco transmitters purchased with HART option. The program can as well be downloaded <http://fdichip.com> website.

HART MODEM

SAT-304
USB / HART MODEM

USER`S MANUAL



NIVELCO

Manufacturer

NIVELCO Process Control Co.

H-1043 Budapest, Dugonics u. 11.

Phone: (36-1) 889-0100 ■ Fax: (36-1) 889-0200

E-mail: sales@nivelco.com ■ www.nivelco.com

АНКОПН

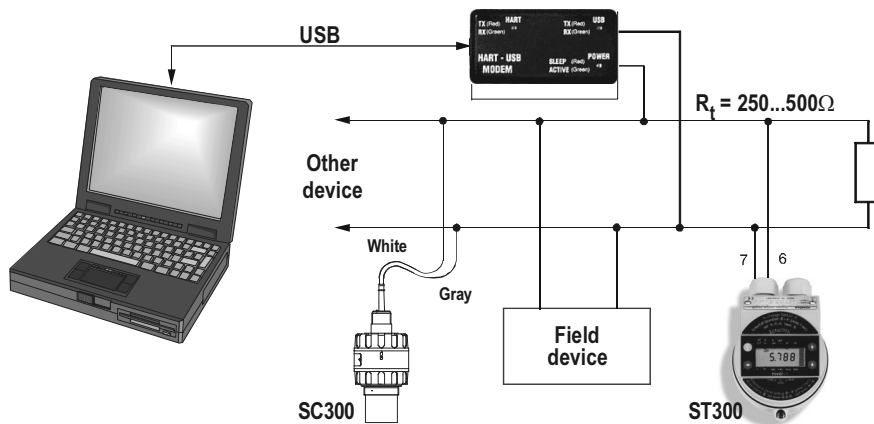
ООО «АНКОПН», www.anporn.ru
Официальный дистрибьютор NIVELCO
Тел.: 8 800 333-43-14 (Звонок бесплатный)
E-mail: info@anporn.ru

4. WIRING

The modem can be used for any device with HART ability complying with the Communication Conditions as above. It should be connected to the field device by 2 pieces of KLEPS2. Arrangement of the modem within the HART system is to be seen on the drawing. .

Positioning of the clips is independent from the polarity.

SAT-304 is not provided with surge protection, thus the lightning protection of the relevant HART standard has to be used.



5. MAINTENANCE AND REPAIR

The unit does not require any maintenance. Repair under and beyond of the warranty period will be carried out at the manufacturer's premises.

6. STORAGE CONDITIONS

Ambient temperature: -25 ... +55°C
Relative humidity: max. 98%

7. WARRANTY

Nivelco provides a warranty for the period of 2 (two) years from the date of purchase. Claims under guarantee will be dealt with on presentation of the User's Manual and a copy of the Purchase Invoice only.

Repairs under guarantee are carried out at the Manufacturer's premises. The Purchaser is liable for costs of dismantling and re-installation as well as transport

АНКОРН

ООО «АНКОРН», www.ankorn.ru
Официальный дистрибьютор NIVELCO
Тел.: 8 800 333-43-14 (Звонок бесплатный)
E-mail: info@ankorn.ru

sat3040a0600h_01

2005. Februar

Technical specification may be changed without notice.